

PREEMIE Reauthorization Act

(S.1562/H.R.1197)

Issue brief

Lead sponsors



Sen. Michael
Bennet (D-CO)



Sen. John
Boozman (R-AR)



Rep. Robin
Kelly (D-IL)



Rep.
Mariannette
Miller-Meeks
(R-IA)



Rep. Lizzie
Fletcher (D-TX)



Rep. Buddy
Carter (R-GA)



Rep. Shontel
Brown (D-OH)



Rep. Jen
Kiggans (R-VA)

Key elements of the PREEMIE Act

Specifically, the PREEMIE Act will:

1 Renew the Centers for Disease Control and Prevention's research and programs on preterm birth, including improved tracking of national data.

2 Provide for a new study on the costs, impact of social factors, gaps in public health programs and calls to make recommendations to prevent preterm birth.

3 Establish an entity in the Department of Health and Human Services to coordinate all federal activities and programs related to preterm birth, infant mortality, and other adverse birth outcomes.

Background

Last reauthorized in 2018 and expired in 2023, the PREEMIE Reauthorization Act represents the federal government's commitment to preventing preterm birth and its consequences, the leading contributor to infant death. During the 118th, this bill unanimously passed the House and Senate HELP Committee.



Preterm birth, along with low birth weight babies, make up the second leading cause of infant deaths after birth defects.



The health consequences of preterm birth include developmental delays, chronic respiratory problems, and vision and hearing impairment. Having a preterm baby impacts families emotionally and financially.



Preterm-related causes account for 35.8% of infant deaths in the US and the annual societal economic cost (medical, education, and lost productivity) is an estimated \$25.2B.



Rather than having one cause, preterm birth seems to be triggered by multiple, interacting biologic and environmental factors. We do know that a history of preterm birth, multiple gestations, and certain uterine and/or cervical problems are the strongest risk factors for preterm birth.

10.4%

In 2023, there were over 370,000 preterm births, representing 10.4% of live births.

Facts on preterm birth (PTB)

**US preterm
birth grade:**

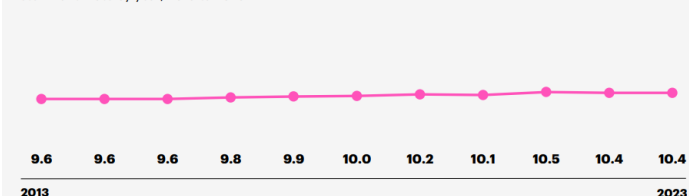
D+

**US preterm
birth rate:**

10.4%

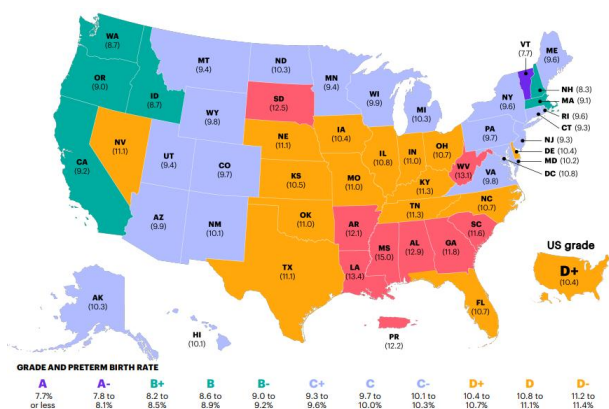
The preterm birth rate was **10.4%** in 2023, no change from 2022

Preterm birth rate by year, 2013 to 2023



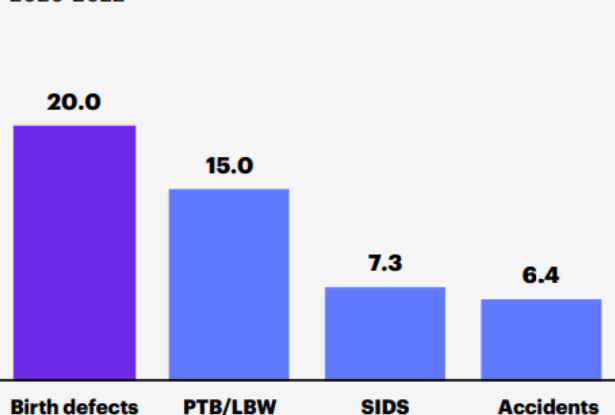
Source: National Center for Health Statistics, Natality data, 2013-2023; National Center for Health Statistics, US Territories Natality data, 2023.

Preterm births in the United States, 2019



Leading causes of infant death

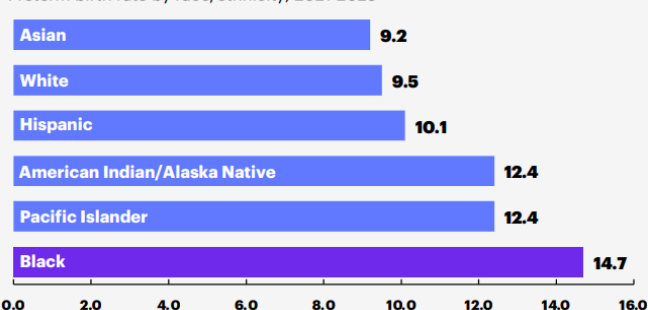
Percentage of total deaths by underlying cause, 2020-2022



National Total and Per Capita Cost of Preterm Birth by Category of Cost

Category of Cost	Total (\$)	Per Preterm Birth (\$)
Medical Care for Affected Child	17,126,625,946	44,116
Maternal Delivery Costs	1,950,230,570	5,024
Early Intervention Services (EI)	702,014,493	1,808
Special Education Services	622,589,060	1,604
Devices	10,820,563	28
Lost Labor Market Productivity	4,750,215,975	12,236
Total	25,162,496,608	64,815

Preterm birth rate by race/ethnicity, 2021-2023



Contact

ANDREW FULLERTON
Deputy Director Federal Affairs
Advocacy & Government Affairs

Phone

202-257-2326

Email

AFULLERTON@MARCHOFDIMES.ORG